

- UL 555 & CAN/ULC-S112 Classified Static Fire Damper, 1 1/2 Hr. Label (File # R25565).
- NFPA 80, 90A & 101 compliant.
- NBC and IBC building codes compliant.



STANDARD CONSTRUCTION

DEPTH: 4 1/4" (108).

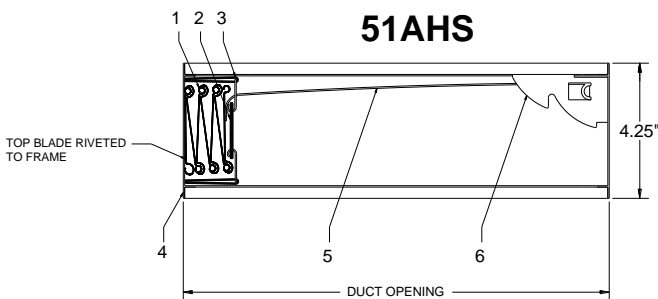
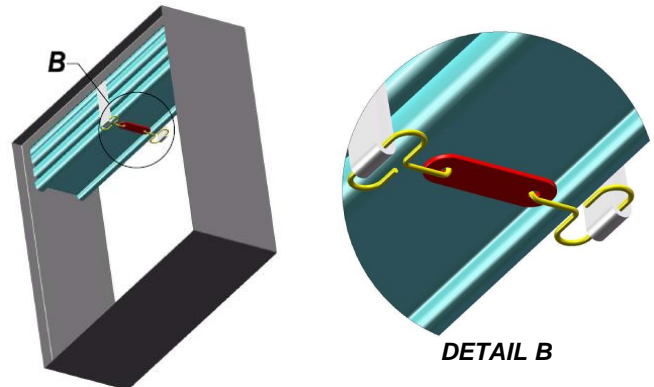
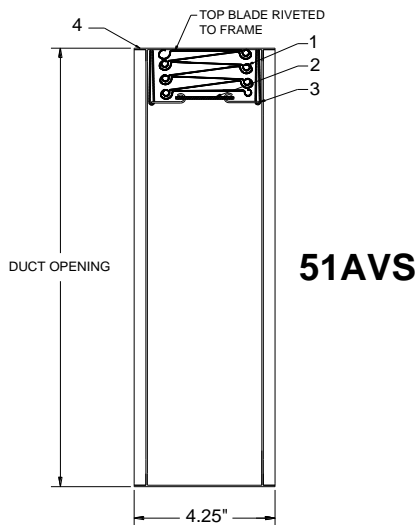
FRAME: Roll formed 20 Ga. galvanized steel with hemmed edge.

BLADE: Roll formed 22 Ga. galvanized steel. Interlocking curtain type blade.

FUSIBLE LINK: 165°F (74 C).

OPTIONAL CONSTRUCTION

- Factory supplied Sleeve – 22, 20, 18 or 16 Ga. *Sleeve length required.
- Round Transitions (See Model 51CR).
- Access Door factory mounted in a common sleeve.
- 212°F (100 C) Fusible Link.
- 1 1/2" x 1 1/2" Retaining Angles.



MAINTENANCE RECOMMENDATIONS:

NFPA 80 advises that fire dampers be inspected and tested 1 year after installation, then every 4 years minimum (6 years for hospitals). More frequent inspections may be required due to system use and air conditions, or applicable local codes.

NOTES:

Dampers are furnished approximately 1/4" (6) smaller than the given duct dimensions. These static dampers are UL/ULC approved for use in HVAC systems where the fans automatically shut down in the event of a fire alarm. 1 1/2 hr. labeled fire dampers are suitable for use in fire separations with a fire resistance rating of 2 hours or less.

Fire dampers must be installed in accordance with manufacturer's instructions. Refer to Alumavent installation instructions for details.

FIRE DAMPER COMPONENTS

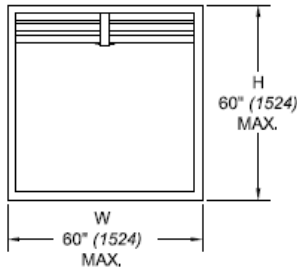
1. Blade	5. Constant Force Spring
2. Fusible Link Assembly	6. Lock Ramp
3. Link Strap	
4. Frame	

Dimensions are shown in inches (mm).

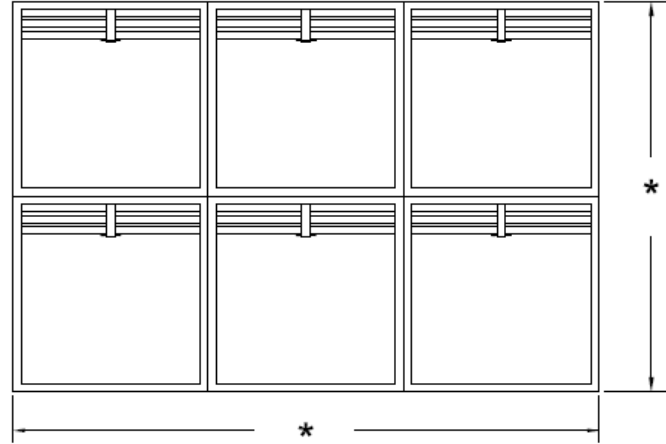
VERTICAL

SINGLE SECTION DAMPER

MINIMUM SIZE:
4" x 4"(102 x 102)



MULTIPLE SECTION DAMPER

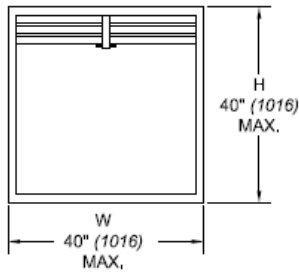


* MAXIMUM SIZE 120"w x 80"h (3048 x 2032) (40"x 40" MAXIMUM SECTION SIZE) OR 108"x 96" (2743 x 2438) (36"x48" MAXIMUM SECTION SIZE)

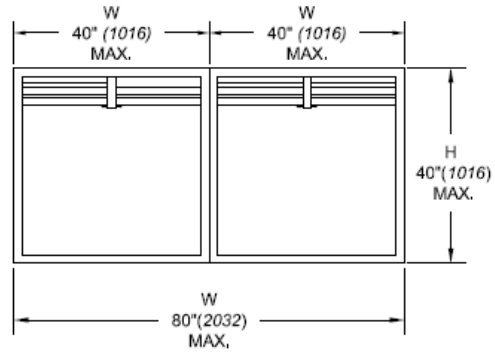
HORIZONTAL

SINGLE SECTION DAMPER

MINIMUM SIZE:
4" x 6"(102 x 152)



MULTIPLE SECTION DAMPER



REF. #	QTY.	DUCT WIDTH (W)	DUCT HEIGHT (H)	MOUNT (V/H)	ACCESSORIES

*DAMPER WILL BE MANUFACTURED APPROXIMATELY 1/8" (6) SMALLER THAN GIVEN DUCT DIMENSIONS.

PROJECT NAME:	<input type="text"/>	ENGINEER:	<input type="text"/>
CONTRACTOR:	<input type="text"/>	SUBMITTAL DATE:	<input type="text"/>